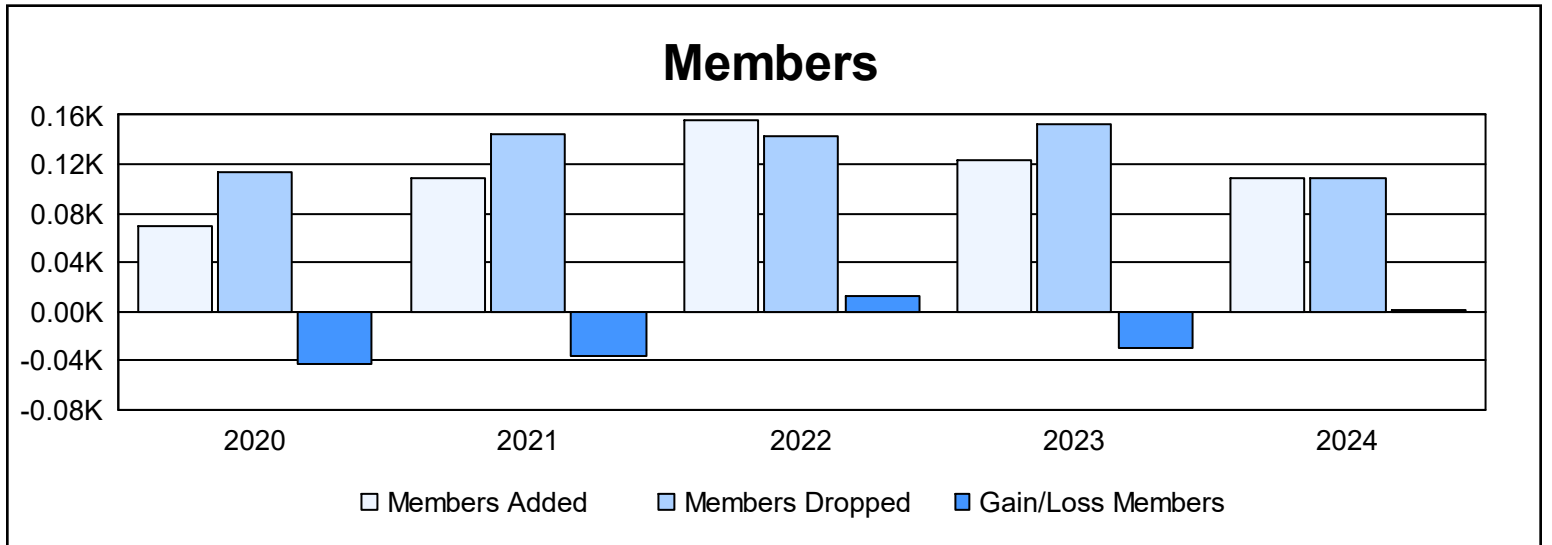
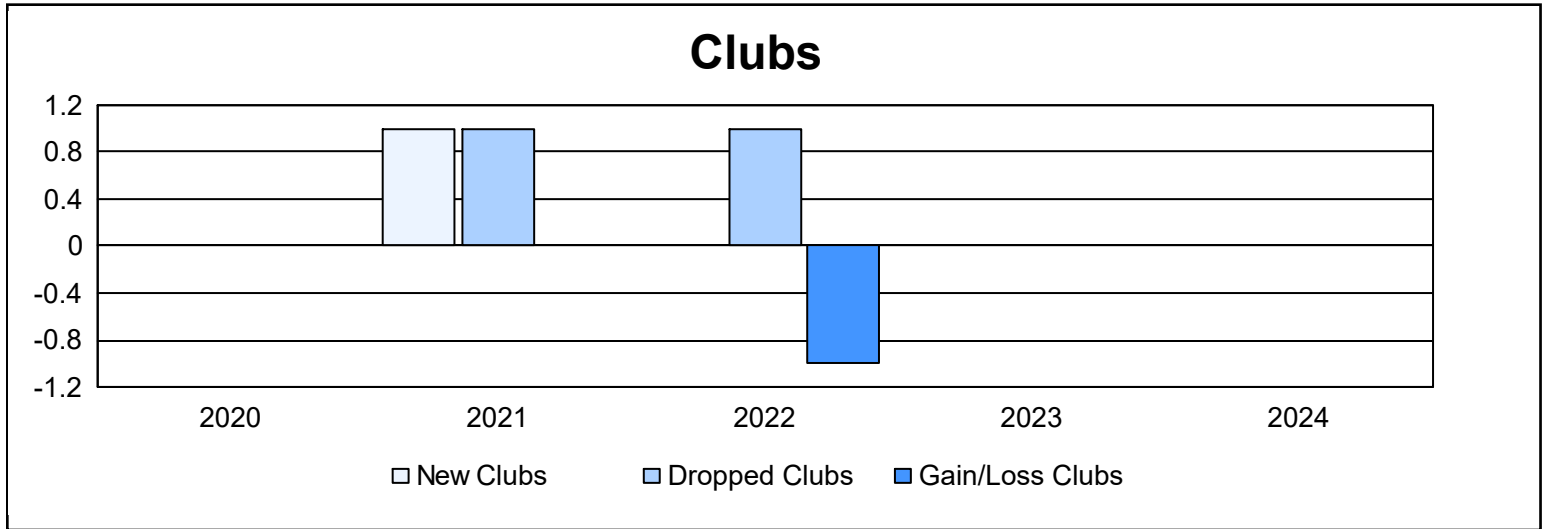
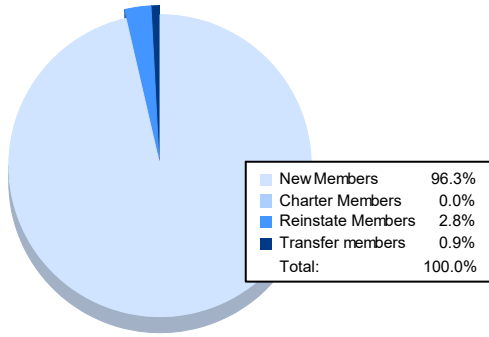


Year	New Clubs	Dropped Clubs	Gain/ Loss Clubs	New Members	Charter Members	Reinstate Members	Transfer Members	Total Member Added	Total Members Dropped	Gain/ Loss Members
2019-2020	0	0	0	67	0	1	2	70	113	-43
2020-2021	1	1	0	80	14	3	12	109	145	-36
2021-2022	0	1	-1	128	2	0	26	156	143	13
2022-2023	0	0	0	115	0	2	7	124	153	-29
2023-2024	0	0	0	105	0	3	1	109	108	1
<b>Average</b>	<b>0</b>	<b>0</b>	<b>0</b>	<b>99</b>	<b>3</b>	<b>2</b>	<b>10</b>	<b>114</b>	<b>132</b>	<b>-19</b>



### Membership Composition June 2024 Cumulative



### Gender Composition June 2024 Cumulative

